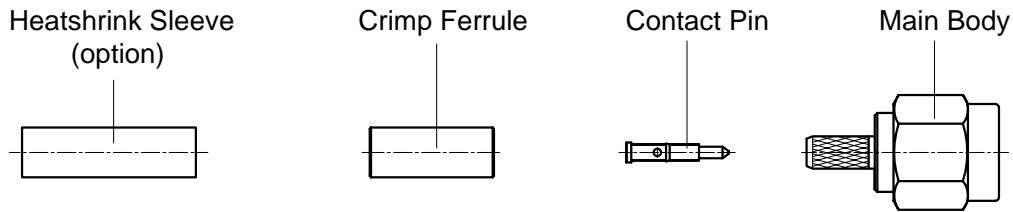
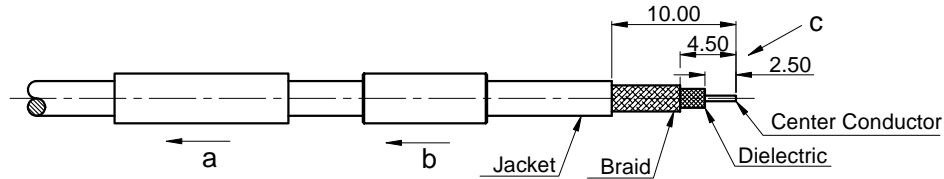


P/N: 60-03-1M00-003 (REV. E)

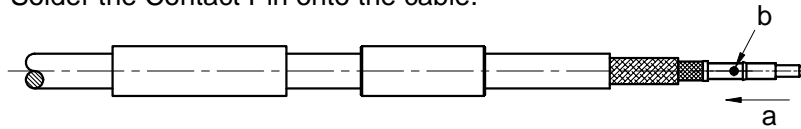
Description: SMA Straight Male Crimp for LMR100/RG174/RG316 Cable

**STEP 1**

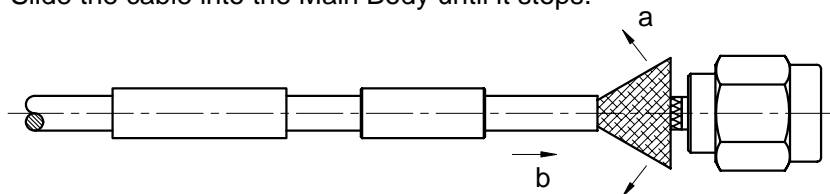
- Slide the Heatshrink Sleeve onto the cable (option).
- Slide the Crimp Ferrule onto the cable.
- Strip the cable according to the dimensions as below.

**STEP 2**

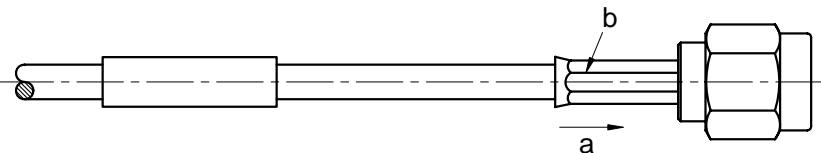
- Slide the Contact Pin on until it bottom against the cable dielectric..
- Solder the Contact Pin onto the cable.

**STEP 3**

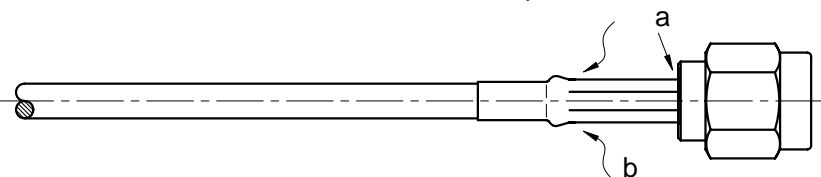
- Fan the braid.
- Slide the cable into the Main Body until it stops.

**STEP 4**

- Slide the Crimp Ferrule over the braid.
- Crimp the Crimp Ferrule with crimping tool (3.25mm HEX.).

**STEP 5**

- Cut the excess of braid if necessary.
- Slide the Heatshrink Sleeve over the Crimp Ferrule and heatshrink it in place (option).



Note: Dimensions in millimeters (mm).